

Department of Climate Change,  
Energy, the Environment and Water

# NSW Consumer Energy Strategy

Powering our people  
and communities

Energy saving tips for households



[energy.nsw.gov.au/energy-strategy](https://energy.nsw.gov.au/energy-strategy)



# Saving money and power across NSW

The NSW Government's new \$290 million plan helps households and small businesses benefit from our transition to more sustainable energy.

Our goal is to ensure everyone can access energy saving technologies. Whatever your situation, there is support available for you.

## Using this guide

This guide provides clear steps on how to save money and make your house or apartment more comfortable and sustainable. We start with free and simple steps, before moving onto more substantial investment options. You can work your way through each step or jump straight to the guidance most relevant to you.

Throughout, you'll see links and references to helpful resources that are easy to find online.

## Start saving energy at home today

STEP 1

Free and easy tips

STEP 2

Simple upgrades

STEP 3

Longer-term home investments

STEP 4

Upgrade your vehicle

# Step 1. Free and easy tips



## Get the best deal

Visit [Energy Made Easy](#) to compare your energy plan with others and see if you could be getting a better deal. This simple check could save you over \$200 a year.



## Adjust your household habits

Small actions like these can save you a lot of money:

- If you have a smart meter, use appliances when they're cheapest to run, such as the middle of the day.
- Switch off lights and appliances when not in use and unplug them at the wall.
- Run dishwashers and washing machines when full and use cold water or eco mode.
- Clean your fridge door seal to improve its efficiency.



## Get financial support for your energy bill

Check if you're eligible for financial support to help pay your energy bill. Go to the [Service NSW Savings Finder](#).



## Be smart about heating and cooling

Adjusting your heater or air conditioner by just one degree can reduce its energy consumption by 10%. To keep costs down:

- use fans before air conditioning in summer
- use door snakes to stop draughts
- set your thermostat to 23-26 degrees in summer and 18-21 degrees in winter
- put your air conditioner on a timer, or use the automatic switch-off setting at a certain temperature.

These tips apply to everyone:

- owners
- renters
- landlords
- apartment residents

## Energy saving in action

### Meet Petra

Petra is a student, renting a share-house with other students in Wollongong. Her flatmates wanted easy ways to reduce their energy bills and carbon footprint. They took these simple steps:

- limited showers to 4 minutes
- used appliances like washing machines when they're cheapest to run such as overnight, saving around \$169 a year
- ran dishwashers and washing machines when full and used cold water or eco mode, saving around \$131 a year
- switched off lights, computers and kitchen appliances when not in use saving around \$95 a year
- used fans before air conditioning saving around \$144 a year
- set their thermostat to 23-26 degrees in summer and 18-21 in winter saving at least \$54 a year.

The housemates reviewed their energy plan and moved to a better deal. They also set up a shared workspace, which means they used less energy through only needing to heat or cool one room.

Petra and her flatmates were able to save at least **\$320 a year** and reduce their carbon emissions by over 640kg.



## Key resources:

For more tips on energy saving, visit [www.energy.nsw.gov.au/save-power](http://www.energy.nsw.gov.au/save-power)

# Step 2. Simple upgrades



## Block out draughts

Quick fixes like these can keep your home comfortable for longer:

- Plug gaps in walls with silicone sealants or expandable foam fillers.
- Install door and window seals.
- Put up energy-efficient blinds or curtains.



## Upgrade your appliances

If you have an appliance coming to the end of its life, choosing a more efficient replacement could save you up to \$350 per appliance per year.

Look for a high star rating on the Energy Rating Label.

If you have a smart meter you could also consider appliances with smart capabilities, or smart plugs. These allow you to set a timer and run them when electricity is cheapest.



## Improve your shading

Shading around your home prevents direct sunlight from entering and drastically reduces the need for air conditioning.

You could:

- plant trees
- install awnings, shutters, shades or pergolas.



## Upgrade your water fixtures

Water heating makes up 29% of an average household's energy bill. You can reduce costs by installing efficient fixtures, such as taps and shower heads.



## Change your light bulbs

Swap any halogen light bulbs for LEDs, which use 75% less energy and last up to 10 times longer. This could save you \$210 a year.



## Access discounted electricity tariffs

Ask your retailer about installing a smart meter; a device that measures your energy use. It provides access to time-of-use tariffs with discounted off-peak electricity rates.

These tips apply to everyone:

- owners
- renters
- landlords
- apartment residents

## Energy upgrades in action

### Meet Patrick and Susie

Patrick and Susie are retired homeowners living in the Hunter Region. Feeling the pressure from the rising cost of living, they want to minimise their energy bills.

Patrick is handy around the house and has:

- replaced all light bulbs with LEDs
- installed low-flow shower heads and taps
- sealed doors and windows with weatherstripping and silicone.


After installing a solar and battery system, they now also make the most of the free energy by using appliances like the dishwasher, washing machine and dryer in the middle of the day.

Patrick and Susie made gradual upgrades over time when their existing devices needed replacing.

Over 5 years, they:

- upgraded their hot water system to a heat pump
- replaced their heating and cooling system with an efficient split system.

Overall, Patrick and Susie now save over **\$2,000 a year** on their energy bills.



## Key resources:

For more information on energy saving upgrades visit [www.energy.nsw.gov.au/energy-upgrades](http://www.energy.nsw.gov.au/energy-upgrades)

# Step 3. Longer-term home investments



## Switch from gas to electric

Replacing gas appliances with more efficient electric ones can save you money and reduce emissions. You could save up to \$285 a year in annual gas supply charges by having an all-electric home. You could replace:

- gas cooktops with electric or induction alternatives
- old or gas-powered hot water with an electric hot water heat pump.

Look up the [Energy Savings Scheme](#) to find a list of appliances that qualify for NSW Government incentives.



## Upgrade your heating and cooling

Old heating and cooling systems are often big contributors to higher energy bills. You could consider these upgrades:

- Replace inefficient systems with energy-efficient split-system or ducted air conditioning, and receive up to \$725 in incentives.
- Add ceiling fans to boost efficiency.

Learn more about incentives under our [Energy Savings Scheme](#).



## Upgrade your insulation

Good insulation can be a big contributor to lower energy bills by keeping homes cooler in summer and warmer in winter. You could:

- improve ceiling and wall insulation
- retrofit or install new double glazing in windows and glass doors.



## Install a solar and battery system

Using solar batteries to generate and store your own energy can provide significant long-term savings.

[Battery incentives](#) worth \$1,600 to \$2,400 will be available from 1 November 2024.

You could also be eligible for an additional \$250 to \$400 for connecting your battery to a virtual power plant. This is an incentive for connecting your solar and battery system with others to help maximise benefits for the grid.

Eligible solar systems will also receive discounts through the Commonwealth Small-Scale Renewable Energy Scheme.

## Energy transformation in action

### Meet the Lee family

The Lee family live in a 30-year-old, 4-bedroom house in Dubbo. They decided to investigate how they could save money on their energy bills. Their old appliances needed replacing, so they chose energy-efficient upgrades to save on running costs.

The Lees saved on gas supply charges by replacing their:

- old gas heater with an energy-efficient air conditioner
- gas water heater with an electric heat pump
- gas cooktop with an electric one.

Switching from gas to electric power saved around \$2,750 a year.

They also upgraded their home's insulation. This not only made their air conditioner more energy-efficient but kept their home at a more comfortable temperature year-round.

They boosted their long-term savings by:

- installing a solar and battery system to generate and store their own energy, which saved around \$1,370 a year
- purchasing an electric vehicle, which they charge at home.

Overall, the Lee family are now saving up to **\$4,125 per year** on their energy bills.

These tips apply to owners of both apartments and houses.

If you rent, it's worth speaking to your landlord about making some upgrades.



### Key resources:

To learn more about solar systems, visit [www.energy.nsw.gov.au/home-solar](http://www.energy.nsw.gov.au/home-solar)

To learn more about energy saving upgrades visit: [www.energy.nsw.gov.au/energy-upgrades](http://www.energy.nsw.gov.au/energy-upgrades)

# Step 4. Upgrade your vehicle

These tips apply to anyone considering purchasing a vehicle.



## Upgrade to an electric vehicle (EV)

Purchasing a new or second-hand EV could save you up to \$1,000 per year in fuel, as well as substantial savings on maintenance.

You can calculate how much it costs to own and run an EV with the NSW Government's [total cost of ownership calculator](#).

If you can't upgrade to an EV, visit the [Vehicle Emissions Star Rating](#) site to compare running costs for different vehicles.



## Access the public charging network

You don't need to have an EV charger at home to charge your car. You can access our growing network of public chargers across NSW.

Find your nearest public charger with the [interactive EV public charger map](#).



## Install a smart home charger

If you have space, install a smart EV charger at home. This is convenient and means you can access cheaper off-peak electricity rates. You can also use electricity from your solar panels if you have them.

The NSW Government's [EV Ready Buildings Grant program](#) is co-funding electrical infrastructure upgrades to hundreds of existing apartment buildings to enable EV charging at home.

## The future of EVs: Use your EV to power your home and reduce your energy bills

Smart charging technologies are evolving quickly. In the future, you may be able to use your EV to power your home, charge electrical appliances on the go or send energy back to the grid. Trials done to date have shown that EV owners can earn between \$2,000 and \$12,000 by sending stored energy back to the grid.



Katherine Griffiths / DCCEEW

# Be smart with your home appliances and **save energy and money**



- ✔ Reduce your energy bills
- ✔ Make your home more comfortable
- ✔ Help save our environment

## Upgrade to a front loader washing machine

Use around half the water and energy of a top loader, **saving at least \$36 a year.**

## Switch to a cold wash

**Save at least \$35 a year** for efficient front loaders and **over \$75 a year** for inefficient top loaders.



## Install an efficient shower head

**Save up to \$93 per person per year** on water heating.



## Upgrade to an energy efficient dryer

Use half the energy as an inefficient dryer, **saving up to \$56 a year.**

## Set your air conditioner at 23-26°C in summer and 18-21°C in winter

Increasing the temperature by 1° in summer or reducing it by 1° in winter can **cut your air con's energy use by 10%.**



## Dry your clothes on the line

**Save over \$120 a year** compared to an inefficient dryer.

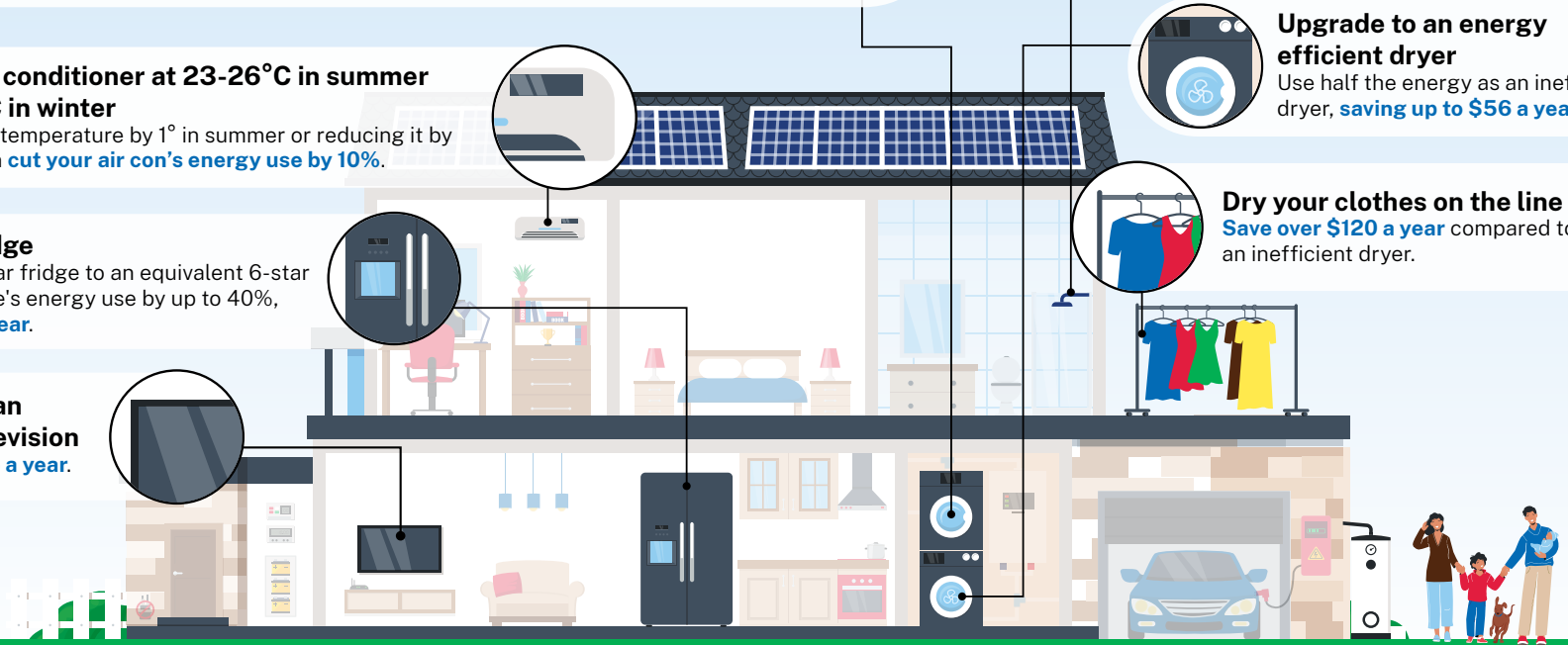

## Upgrade your fridge

Changing from a 4-star fridge to an equivalent 6-star fridge cuts your fridge's energy use by up to 40%, **saving about \$30 a year.**



## Upgrade to an efficient television

**Save up to \$75 a year.**



Total savings back in your hip pocket = over **\$440 a year\***

Find more information at [energy.nsw.gov.au/households](http://energy.nsw.gov.au/households).

\* Annual savings are indicative only and will be based on households' current consumption patterns and individual circumstances throughout the year.